




ATERRA
DESIGNS



Ideation Guide

Table of Contents

	Page
❖ Current Lighting Trends and Techniques	1-3
❖ Exterior Spaces	4
❖ Entry	5
❖ Great Room	6
❖ Family Room	7
❖ Kitchens	8
❖ Dining Room	9
❖ Hallways	10
❖ Powder Room	11
❖ Master Bedroom	12
❖ Master Bathroom	13
❖ Home Office/Den	14
❖ Laundry Room	15
❖ Garage	16
❖ Outdoor Living Spaces	17
❖ Game Room	18
❖ Home Theater	19
❖ Whole House	20

Illuminating Your Home

At Aterra Designs, our goal is to provide you with an effortless home buying experience. You'll work with one of our experienced home lighting designers who'll explore your personal aesthetic, learn how you want the rooms in your new home to function, and share modern lighting design trends.

We look forward to being a part of your design team in the near future. To help you prepare for the lighting and electrical design process, our Ideation Guide outlines current trends and techniques in the lighting industry that we hope can be an inspiration to this creative process. Our designers will work closely with you to bring your unique vision to light.



Current Lighting Trends and Techniques



Layering

Best concept requires the combination of overall, task, and accent lighting layers to create definition and versatility.



Wall Washing

Creates a smooth "wash" effect which makes the room as a whole look more spacious and evenly illuminates the entire wall.





Soffit Lighting

Add a layer of light to an architectural element and provide interior mood lighting.



Back Lighting

Create a glowing effect around the edges of the subject, while providing task lighting.



Task Lighting

Bright lighting, free of distracting glare or shadows, to help perform various tasks.



Shower Lighting

Multi-color LED lights can add excitement to any daily routine.



Indirect Lighting

Distributes light evenly across the room by bouncing light off the ceiling or walls.






Grazing

Accentuate textured walls and make them the focal point of the room.



Reading Lights

Two individually adjustable fixtures to pinpoint light directly onto your lap for reading.




Toe-Kick Lighting

Used as a low level of illumination for safety and to add depth to a room.




Uplighting

Placed along walls and columns to throw illumination upwards and highlight textures.



Accent Lighting

Highlight accent pieces by focusing light directly on it.



Pathway Illumination

Step lights can be used for both safety and style .



EXTERIOR SPACES



Design Tips:

- ❖ Additional General Receptacles
- ❖ Coach Lights
- ❖ Pre-wire for Exterior Lights
- ❖ Recessed Down Lights
- ❖ Switched Eave Receptacles
- ❖ Switched J-Boxes for Outdoor Features
- ❖ Timer Switches
- ❖ Up-Lighting
- ❖ Wall Sconces / Grazers
- ❖ Well Lights





Design Tips:

- ❖ Art lights
- ❖ Chandelier Pre-wire
- ❖ Niche Lighting
- ❖ Recessed Down Lights
- ❖ Soffit Illumination
- ❖ Three Way Switches
- ❖ Up-Lighting
- ❖ Wall Sconces
- ❖ Warm Dimming LED Lamps



GREAT ROOM



Design Tips:

- ❖ Art Lights
- ❖ Floor Receptacles
- ❖ Pre-wire for Motorized Shades
- ❖ Recessed Down Lights
- ❖ Soffit Illumination
- ❖ Switched Half Hot Receptacles
- ❖ Switched J-boxes for Ceiling Fans / Chandeliers
- ❖ Task Lighting
- ❖ Three Way Switches
- ❖ TV Receptacle
- ❖ Under Cabinet/ Shelf Lighting
- ❖ USB Receptacles
- ❖ Wall Sconces
- ❖ Wall Washing / Wall Grazing
- ❖ Warm Dimming LED Lamps



FAMILY ROOM



Design Tips:

- ❖ Art Lights
- ❖ Floor Receptacles
- ❖ Pre-wire for Motorized Shades
- ❖ Recessed Down Lights
- ❖ Switched Half Hot Receptacles
- ❖ Switched J-boxes for Ceiling Fans / Chandeliers
- ❖ Task Lighting
- ❖ TV Receptacle
- ❖ Under Cabinet/ Shelf Lighting
- ❖ USB Receptacles
- ❖ Wall Sconces
- ❖ Wall Washing / Wall Grazing
- ❖ Warm Dimming LED Lamps





Design Tips:

- ❖ Above Cabinet Lighting
- ❖ Additional Receptacles for Pantry
- ❖ Occupancy / Switches for Pantry Door Jam
- ❖ Plug Mold
- ❖ Recessed Down Lights
- ❖ Sink Lighting
- ❖ Soffit Illumination
- ❖ Switched J-boxes for Chandeliers / Pendants
- ❖ Task Lighting
- ❖ Three Way Switches
- ❖ Toe-Kick Lighting
- ❖ Under Cabinet/ Shelf Lighting
- ❖ USB Receptacles
- ❖ Warm Dimming LED Lamps



DINING ROOM



Design Tips:

- ❖ Art Lights
- ❖ Recessed Down Lights
- ❖ Soffit Illumination
- ❖ Switched J-boxes for Chandeliers
- ❖ Table Accent Lights
- ❖ Three Way Switches
- ❖ Under Cabinet / Shelf Lighting
- ❖ Wall Sconces
- ❖ Wall Washing / Wall Grazing
- ❖ Warm Dimming LED Lamps



HALLWAYS



Design Tips:

- ❖ Art Lights
- ❖ Pathway Illumination
- ❖ Recessed Down Lights
- ❖ Soffit Illumination
- ❖ Switched J-boxes for Chandeliers / Pendants
- ❖ Three Way Switches
- ❖ Up-Lighting
- ❖ Wall Sconces
- ❖ Wall Washing / Wall Grazing
- ❖ Warm Dimming LED Lamps
- ❖ Well Lights



POWDER ROOM



Design Tips:

- ❖ Additional Receptacles
- ❖ Backlighting
- ❖ Occupancy / Motion Sensor
- ❖ Recessed Down Lights
- ❖ Soffit Illumination
- ❖ Switched J-boxes for Bath Bar
- ❖ Switched J-boxes for Chandeliers / Pendants
- ❖ Toe-Kick Lighting
- ❖ Wall Sconces
- ❖ Warm Dimming LED Lamps



MASTER BEDROOM



Design Tips:

- ❖ Art Lights
- ❖ Pre-wire for Motorized Shades
- ❖ Reading Lights
- ❖ Recessed Down Lights
- ❖ Soffit Illumination
- ❖ Step Lights
- ❖ Switched Half Hot Receptacles
- ❖ Switched J-boxes for Chandelier / Pendants
- ❖ Task Lighting
- ❖ TV Receptacle
- ❖ USB Receptacles
- ❖ Wall Sconces
- ❖ Warm Dimming LED Lamps



MASTER BATHROOM



Design Tips:

- ❖ Additional Receptacles
- ❖ Backlighting
- ❖ Recessed Down Lights
- ❖ Shower and Tub Lighting
- ❖ Switched J-boxes for Chandelier / Pendants
- ❖ Task Lighting
- ❖ Toe-Kick Lighting
- ❖ TV Receptacle
- ❖ USB Receptacles
- ❖ Wall Sconces
- ❖ Warm Dimming LED Lamps



HOME OFFICE/DEN



Design Tips:

- ❖ Art Lights
- ❖ Dedicated Circuit
- ❖ Floor Receptacles
- ❖ Recessed Down Lights
- ❖ Switched Half Hot Receptacles
- ❖ Switched J-boxes for Ceiling Fan / Chandeliers
- ❖ Task Lighting
- ❖ TV Receptacle
- ❖ Under Cabinet/ Shelf Lighting
- ❖ USB Receptacles
- ❖ Wall Sconces
- ❖ Wall Washing / Wall Grazing
- ❖ Warm Dimming LED Lamps



LAUNDRY ROOM



Design Tips:

- ❖ Recessed Down Lights
- ❖ Sink Lighting
- ❖ Switched J-boxes for Ceiling Fan / Chandeliers
- ❖ Task Lighting
- ❖ Toe-Kick Lighting
- ❖ Under Cabinet/ Shelf Lighting
- ❖ Upgraded Fluorescent Lighting
- ❖ Warm Dimming LED Lamps





Design Tips:

- ❖ Additional Receptacles
- ❖ Car Charging Receptacle
- ❖ Dedicated Circuits
- ❖ Recessed Wet-Location Down Lights
- ❖ Refrigerator / Freezer Receptacle
- ❖ Task Lighting
- ❖ TV Receptacle
- ❖ Upgraded Fluorescent Lighting



OUTDOOR LIVING SPACES



Design Tips:

- ❖ Additional General Receptacles
- ❖ Coach Lights
- ❖ Dedicated Circuits
- ❖ Dimmer Switches
- ❖ Electric Infrared Heaters
(not available in all communities)
- ❖ Flood Lights
- ❖ Grazing
- ❖ Outdoor Kitchen Receptacles
- ❖ Pre-wire for Motorized Shades
- ❖ Recessed Down Lights
- ❖ Step Lights
- ❖ Switched Eave Receptacles
- ❖ Switched J-Boxes for Ceiling Fan / Chandeliers
- ❖ Switched J-Boxes for Landscape Lighting
- ❖ Task Lighting
- ❖ TV Receptacle
- ❖ Up-Lighting



GAME ROOM



Design Tips:

- ❖ Additional Half-Hot Switched Wall Receptacles
- ❖ Additional Receptacles at Custom Height
- ❖ Art Lights
- ❖ Billiard Lights
- ❖ Dedicated Circuits
- ❖ Dimmer Switches
- ❖ Floor Receptacles
- ❖ Pre-wire for Chandeliers / Ceiling Fan / Pendants
- ❖ Pre-wire for Motorized Shades
- ❖ Pre-wire for Video Projector
- ❖ Recessed Down Lights
- ❖ Soffit Illumination
- ❖ Task Lighting
- ❖ TV Receptacle
- ❖ Under Cabinet/ Shelf Lighting
- ❖ USB Receptacles
- ❖ Wall Washing
- ❖ Warm Dimming LED Lamps



HOME THEATER



Design Tips:

- ❖ Accent Lighting
- ❖ Dedicated Circuits
- ❖ Dimmer Switches
- ❖ Floor Receptacles
- ❖ Pre-wire for Chandelier / Pendants
- ❖ Pre-wire for Motorized Shades
- ❖ Pre-wire for Video Projector
- ❖ Recessed Down Lights
- ❖ Step Lights
- ❖ Toe-Kick Lighting
- ❖ TV Receptacle
- ❖ Up-Lighting
- ❖ Wall Sconces
- ❖ Wall Washing / Wall Grazing
- ❖ Warm Dimming LED Lamps



WHOLE HOUSE



Design Tips:

- ❖ Colored Face Plate Covers
- ❖ Decora Receptacle Upgrades
- ❖ Panel Upgrade
- ❖ Receptacle Upgrades
- ❖ Recess Can Trim Upgrade
- ❖ Surge Protection
- ❖ Whole House Control System
- ❖ Whole House Wall Control Upgrade

